

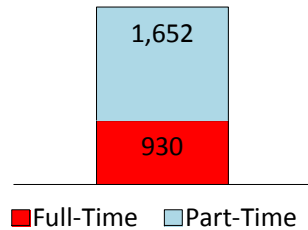
Terra State Community College

Fremont, OH (419) 334-8400

Student Characteristics - Fall 2007

TOTAL ENROLLMENT 2,582

Enrollment Status



STUDENT PROFILE

Student Level

Undergraduate	2,023	78%
High School (Dual Enrolled)	477	18%

Gender

Women	1,362	53%
Men	1,220	47%

Race/Ethnicity

White, non-Hispanic	2,188	85%
Black, non-Hispanic	86	3%
Hispanic	147	6%
Asian or Pacific Islander	10	<1%
American Indian / Alaskan Native	10	<1%
Non-Resident Alien / Race Unknown	141	5%

Geographic Distribution

Ohio	100%
Other US States and Territories	<1%
Other Countries	0%

Age

Average Age	27
Percent of Students Age 25 or Older	43%

Undergraduate Success and Progress Rate

First-Time, Full-Time, Degree-Seeking Students Starting in Fall 2002 306

3 Years Later 51%

- Percent that Graduated from an Ohio Public Institution 20%
- Percent Still Enrolled at Same Institution 20%
- Percent that Transferred to another Ohio Institution 11%

6 Years Later 46%

- Percent that Graduated from an Ohio Public Institution 33%
- Percent Still Enrolled at Same Institution 3%
- Percent that Transferred to another Ohio Institution 10%

First-Time, Part-Time, Degree-Seeking Students Starting in Fall 2002 153

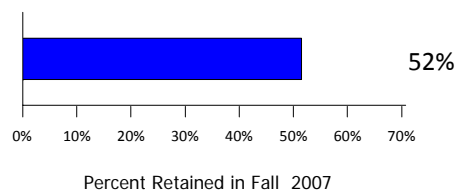
3 Years Later 44%

- Percent that Graduated from an Ohio Public Institution 10%
- Percent Still Enrolled at Same Institution 24%
- Percent that Transferred to another Ohio Institution 10%

6 Years Later 32%

- Percent that Graduated from an Ohio Public Institution 20%
- Percent Still Enrolled at Same Institution 7%
- Percent that Transferred to another Ohio Institution 5%

Retention of Fall 2006 First-Time, Full-Time, Degree-Seeking Students



Tuition and Financial Aid

Annual FY 2009 tuition and fees (sticker price) for in-state, undergraduate students before financial aid was \$3,610. The cost to attend Terra State Community College varies based on the individual circumstances of students and may be reduced through grants and scholarships.

Financial Aid Awarded to Students

Overall Financial Aid

- 77% of first-time, full-time, degree-seeking students in 2007-08 received financial aid of some type including need-based grants and loans, work-study, and non need-based scholarships.

Federal Financial Aid

- 36% of first-time, full-time, degree-seeking students in 2007-08 received a federal grant. The average grant for the year was \$1,636.

Institutional Aid

- 14% of first-time, full-time, degree-seeking students in 2007-08 received an institutional grant. The average grant for the year was \$598.


State Financial Aid

- 25% of first-time, full-time, degree-seeking students in 2007-08 received a federal grant. The average grant for the year was \$971.

Federal Loans

- 60% of first-time, full-time, degree-seeking students in 2007-08 received a federal loan. The average loan amount for the year was \$2,543.

Percent of First-Time Students in FY 2007 Receiving Each Type of Financial Aid.



NOTE: Students may receive aid from more than one source.

Degrees and Areas of Study

Degrees Awarded at Terra State Community College in FY 2007-08

	All Students	First-Generation College	Minority
Associate Degrees	229	106	17
Certificates	61	17	8
Total	290	123	25

Areas of Study with the Largest Number of Associate Degrees Awarded in 2007-08

Engineering	38%
Business	22%
Health	7%
Social & Behavioral Sciences	7%
Education	6%
All Other Degree Areas	21%
Total	100%

Study at Terra State Community College

Classroom Environment

% of Classes with Fewer than 30 Students	91%
% of Classes with Fewer than 50 Students	100%
Students Engaged in Internships/Co-Op/Field Experience	84

Full-Time Instructional Faculty

Total Faculty	41
% Women	29%
% from Minority Groups	0%
% with Master's Degree or Higher	59%

Post-Graduation Outcomes of Spring 2007 Associate Degree Graduates

- Employment in Ohio in 4th Quarter 2007
- College Enrollment in Ohio in 2007-08

